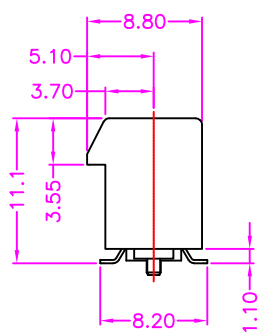
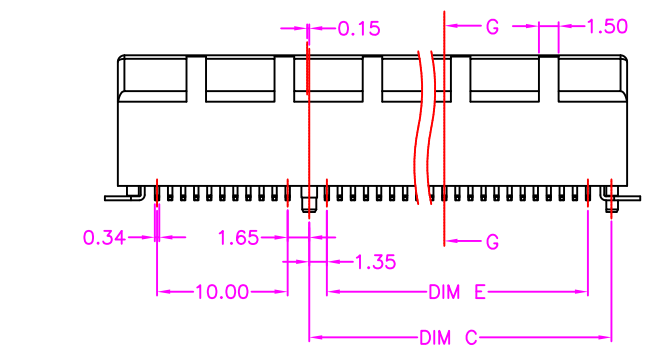


**MATERIALS**  
 HOUSING: HI-TEMP. PLASTIC (UL 94V-0)  
 CAP: HI-TEMP. PLASTIC (UL 94V-0)  
 TERMINAL: COPPER ALLOY, GOLD PLATED ON CONTACT AREA  
 TIN PLATING ON SOLDER TAIL

**SPECIFICATION**  
 CURRENT RATING: 1.1 AMP MAX  
 DIELECTRIC WITHSTANDING: 500V AC FOR ONE MINUTE  
 CONTACT RESISTANCE: 30m OHMS MAX  
 INSULATION RESISTANCE: 1000M OHMS MIN AT DC 500V  
 OPERATION TEMPERATURE: -40°C~+85°C



**PART NUMBER:**  
**MCEEE - \* \* \* \* T - 1 1 2 \* \***

SERIES —————

NO. OF POS. REF. TABLE 1 —————

CONTACT PLATED OPTION —————

HOUSING COLOR OPTION  
 BLANK: BLACK  
 W: WHITE

CAP OPTION  
 BLANK: WITHOUT CAP  
 C: WITH CAP

TRAY PACKAGE

TIN PLATING ON SOLDER TAIL

1: GOLD FLASH  
 3: 3u" GOLD  
 5: 5u" GOLD  
 6: 10u" GOLD  
 7: 15u" GOLD  
 9: 30u" GOLD

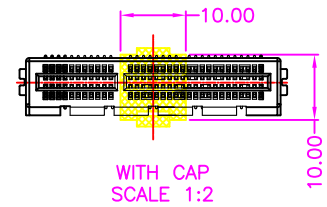
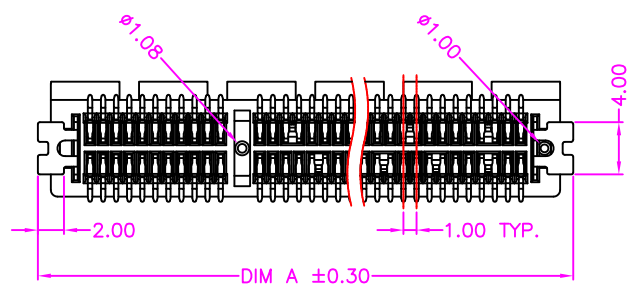
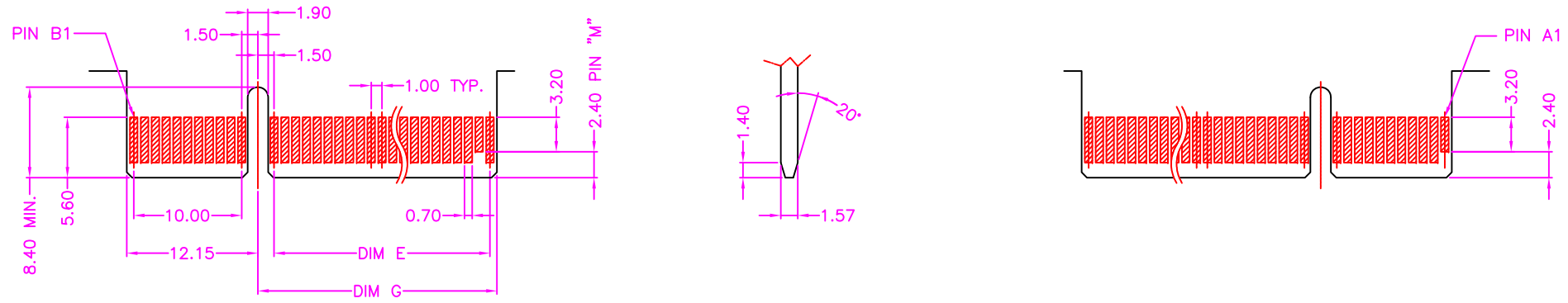


TABLE 1

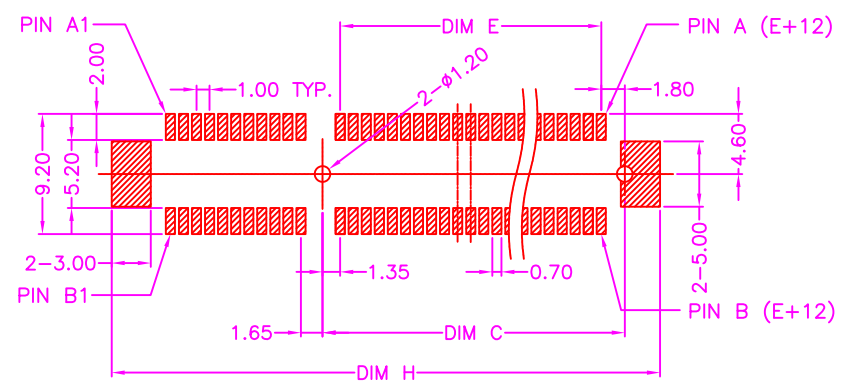
POS.	DIMENSIONS							M
	A	B	C	D	E	G	H	
036	27.00	25.00	9.15	7.65	6.00	8.15	28.00	B17
064	41.00	39.00	23.15	21.65	20.00	22.15	42.00	B31
098	58.00	56.00	40.15	38.65	37.00	39.15	59.00	B48
164	91.00	89.00	73.15	71.65	70.00	72.15	92.00	B81



I/O PANEL DIRECTION  
 PRIMARY (COMPONENT) SIDE

NOTES:  
 CHAMFER EDGE MUST BE FREE OF CUTTING BURRS

SECONDARY (SOLDER) SIDE



P.C.B. LAYOUT  
 TOP VIEW ±0.05

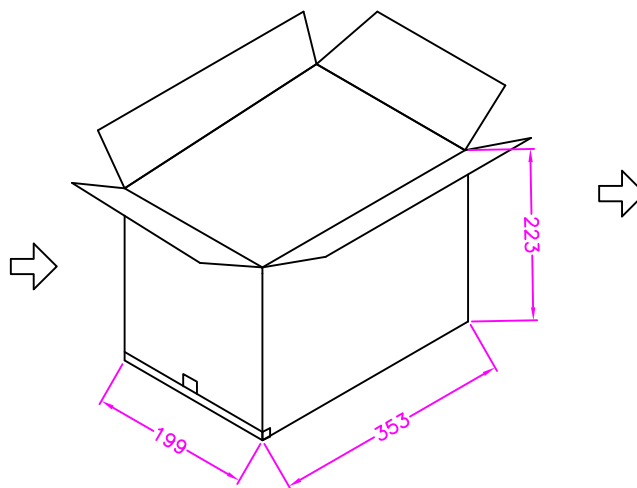
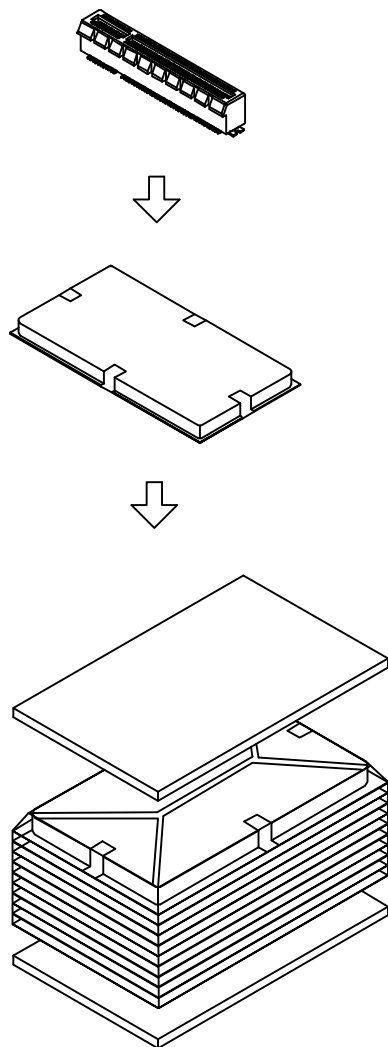


TOLERANCES	
X.±0.40	.XX±0.20
.X±0.30	.XXX±0.10

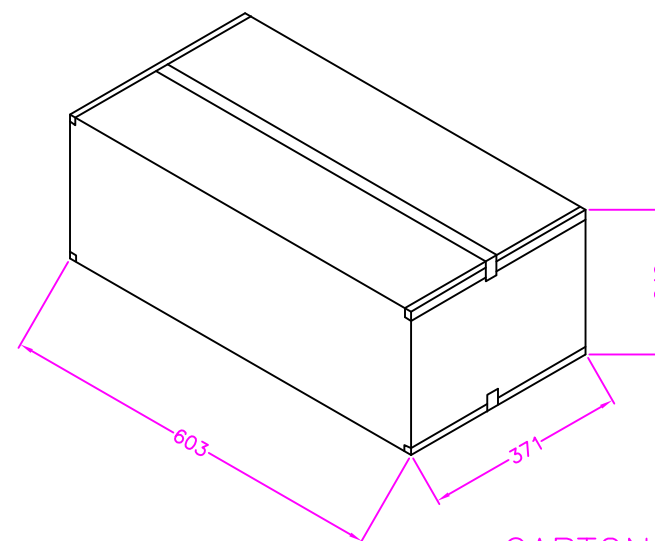
REV.	A	DRAWN BY	Kiki 2022/11/1	TITLE	PCI EXPRESS, 1.00mm PITCH, PCB MOUNT, SMT, 1 KEY, WITH POST GEN 4, FEMALE
		APPROVED BY	Lion 2022/11/1	DRAW NO.	MCEEE-002
		UNIT	MM	Sheet	2/3

UNIT	MM	Sheet	2/3
------	----	-------	-----

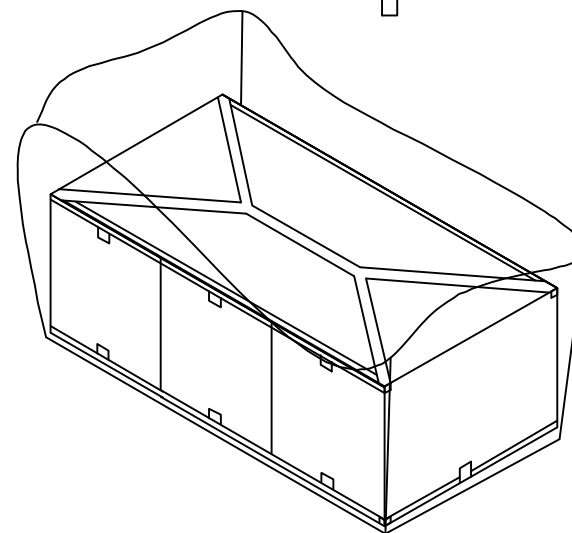
12.0 Kg	8.0 Kg	30	10	3	900	164
11.0 Kg	7.0 Kg	40	10	3	1200	98
11.2 Kg	7.2 Kg	60	10	3	1800	64
9.8 Kg	5.8 Kg	70	10	3	2100	36
GROSS WEIGHT	NET WEIGHT	PCS/TRAY	TRAY/BOX	BOX/CARTON	PCS/CARTON	POS.



BOX



CARTON



3 BOX