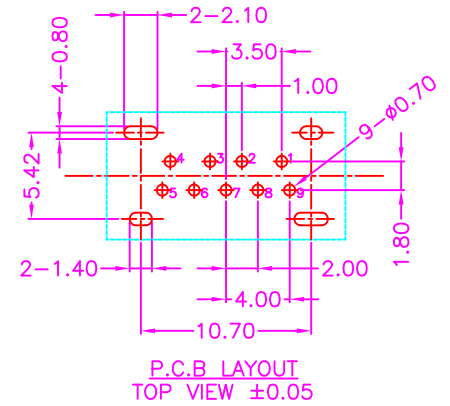
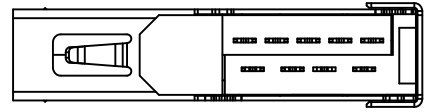
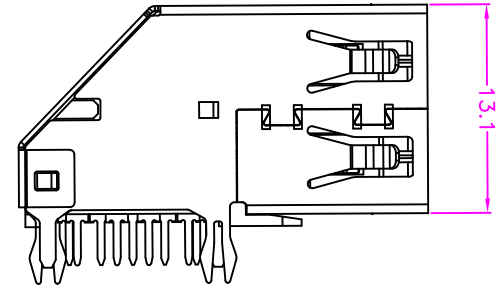
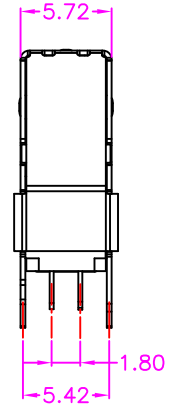
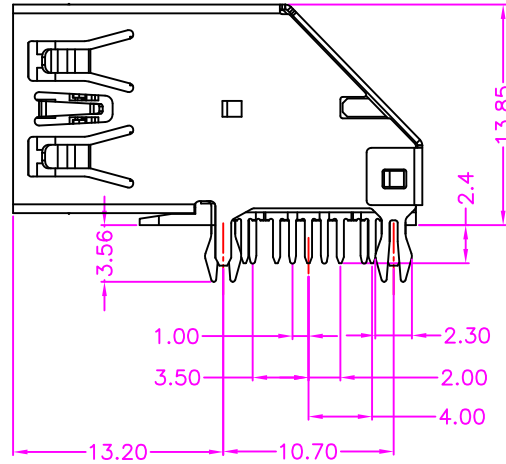
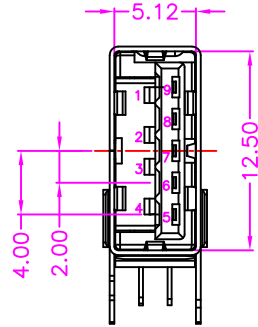
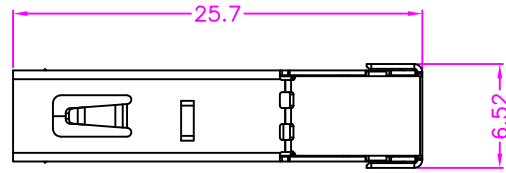


Pin Number	Signal Name	Pin Number	Signal Name
1	VBUS	5	SSRX-
2	D-	6	SSRX+
3	D+	7	GND
4	GND	8	SSTX-
Shell	Shield	9	SSRT+



MATERIALS

HOUSING: PBT OR LCP (UL 94V-0), BLUE
 SHELL: SUS, NICKEL PLATING
 TERMINAL: COPPER ALLOY, GOLD PLATED ON CONTACT AREA
 TIN PLATING ON SOLDER TAIL

SPECIFICATION

CURRENT RATING: 1.5 AMP MAX
 DIELECTRIC WITHSTANDING: 500V AC FOR ONE MINUTE
 CONTACT RESISTANCE: 30m OHMS MAX
 INSULATION RESISTANCE: 1000M OHMS MIN AT DC 500V
 OPERATION TEMPERATURE: -40°C~+85°C

PART NUMBER:

BUSEU - 0 9 * T - 1 1 2

SERIES — NO. OF POS. — CONTACT PLATED OPTION — TRAY PACKAGE — HOUSING MATERIAL OPTION
 BLANK: PBT
 L: LCP
 TIN PLATING ON SOLDER TAIL

1: GOLD FLASH
 3: 3u" GOLD
 5: 5u" GOLD
 6: 10u" GOLD
 7: 15u" GOLD
 9: 30u" GOLD



TOLERANCES	
X.±0.40	.XX±0.20
.X±0.30	.XXX±0.10

REV.	A	DRAWN BY	Frank 2022/3/29	TITLE	USB 3.0 A TYPE, PCB MOUNT, UPRIGHT, METAL SHIELD, FEMALE				
		APPROVED BY	Lion 2022/3/29	DRAW NO.	BUSEU-002	UNIT	MM	Sheet	1/1